

Post-Doc Position in **Analytical Scanning-Transmission Electron Microscopy.**

The position is opened to candidates with a strong background in the use of Analytical STEM techniques, particularly STEM-XEDS, for the compositional analysis of nanostructured materials. Experience in the use of Aberration-Corrected microscopes will also be considered.

The candidate will join the Structure and Chemistry of Nanomaterials Group at the University of Cádiz (www.uca.es/tem-uca) and will work in the framework of the ESTEEM3 European Project (www.esteem3.eu).

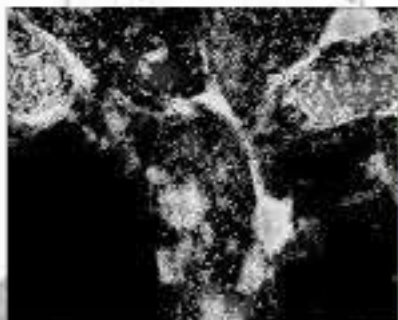
We expect the candidate to focus on the implementation of quantitative techniques (QHR-HAADF, zeta-factor methods in XEDS) to improve the accuracy/precision in the analysis of oxide-type materials as well as nanomaterials involving light elements.

Experiments combining HAADF tomography with analytical techniques will also be part of the work. So, experience in these techniques is also welcome. We also intend to improve, at least at qualitative level, the 3D analysis of nanomaterials using Analytical Electron Tomography techniques.


For further information please contact Susana Trasobares proyecto.esteem3@uca.es, **before 30th Septiembre**

Para más información contactar con Susana Trasobares proyecto.esteem3@uca.es

imagen STEM



Espectroscopía X-EDS



EELS

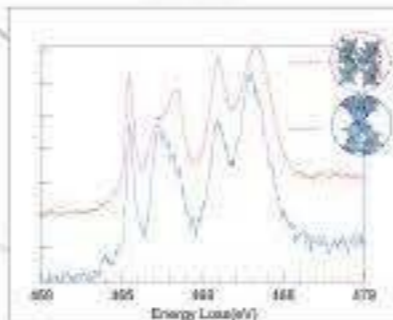
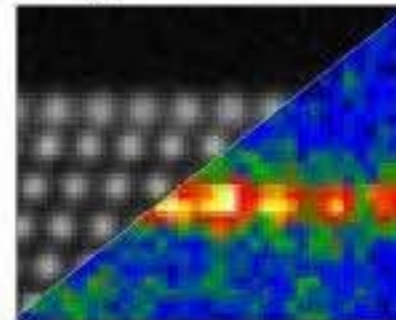


imagen HR-STEM




mapa EELS

Tomografía electrones
Reconstrucción 3D



modelado de nano partículas
y simulación de imágenes
RHODIUS, EJE-Z



Dispersive SPECTROSCOPIC
ANALYSIS
EDX
SIMULATION
Cádiz
PROCESSING
Tomography
nanosystems
UNIVERSITY OF CÁDIZ

Post-Doc Position in
**Analytical Scanning-Transmission
Electron Microscopy.**

www.uca.es/tem-uca

